
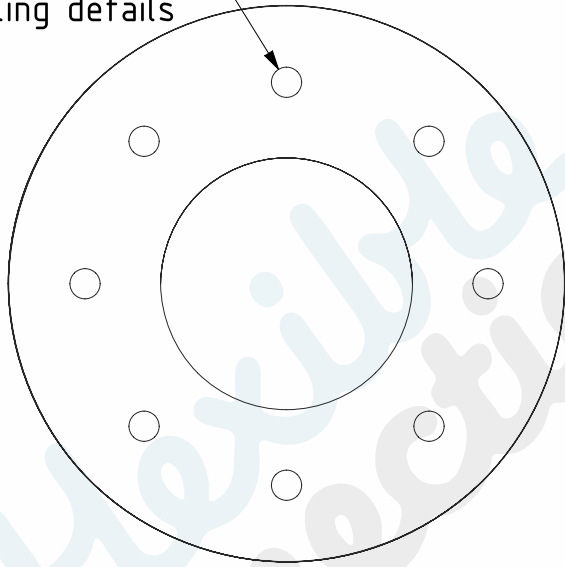
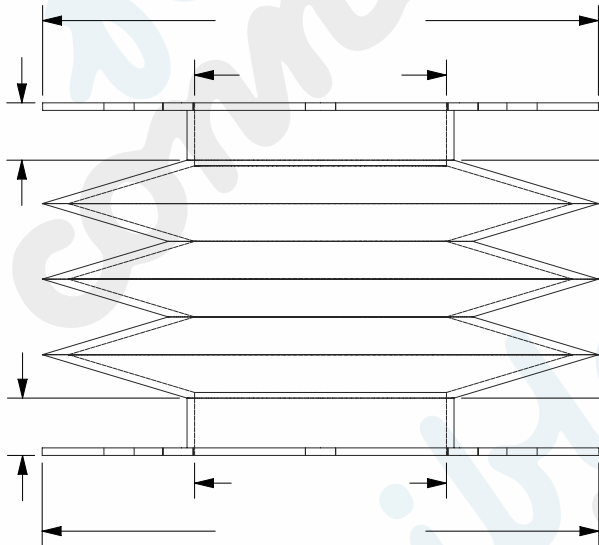


See table for drilling details



Holes and N° of cons are for illustration purposes ONLY.



Open length: mm
 Closed length: mm
 o/d of cons: mm
 i/d of cons: mm

Working Conditions

Media (Product)	
Working Temperature	
Pressure	Positive Negative Amount -
Movement (Type)	Axial mm Lateral mm Angular ° Vibration
FDA/Food Quality Required	
Anti-Static Required	
Drilling Details	
Colour Preference	
Wall Thickness	mm



www.flexibleconnections.co.uk

King Street Trading Estate, Middlewich, Cheshire, CW10 9LF.
 Tel: 01606 836024
 Email: sales@flexibleconnections.co.uk

Material:

Title:

DWG N°:

This drawing is confidential and is the property of Flexible Connections LTD.
 It must not be disclosed to a third party, copied or lent without written consent of Flexible Connections LTD.
 Copyright ©

Drawn By:
J.B.

Sheet:

Date:

Rev: